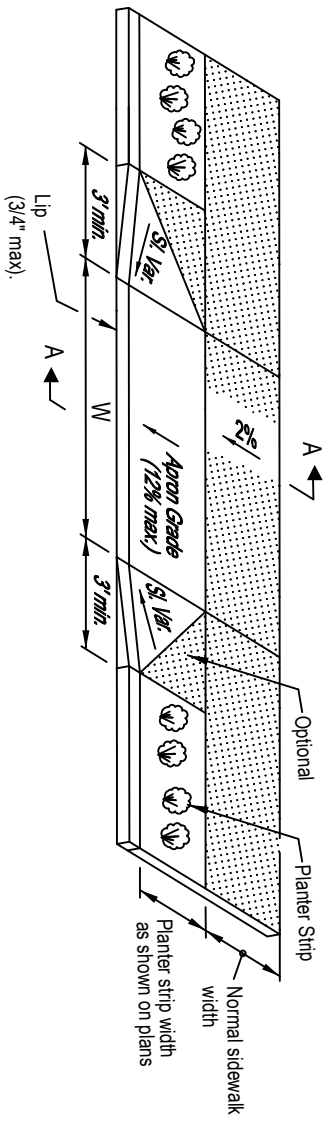
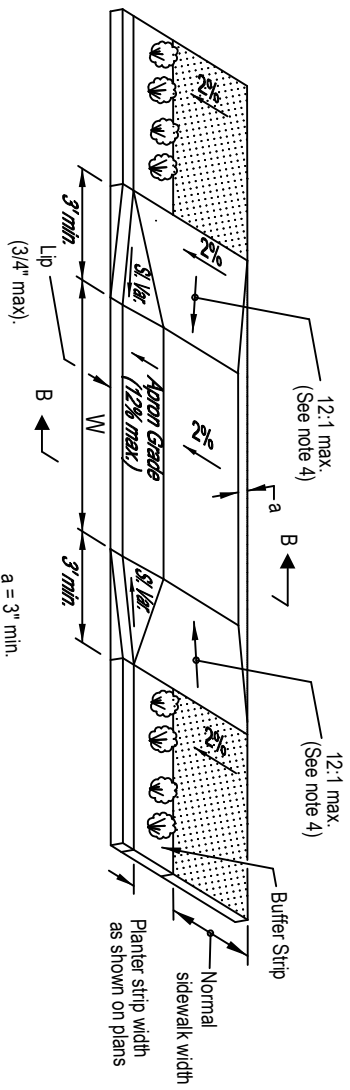


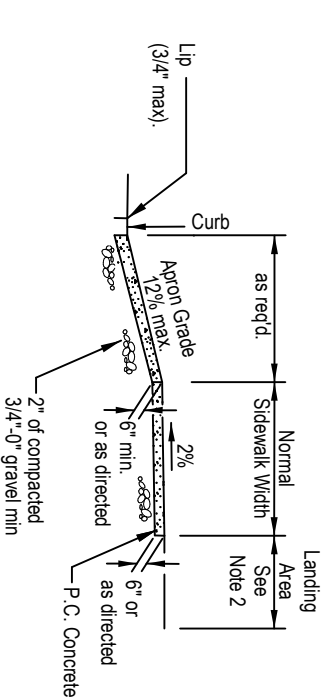
### TYPICAL SETBACK DRIVEWAY



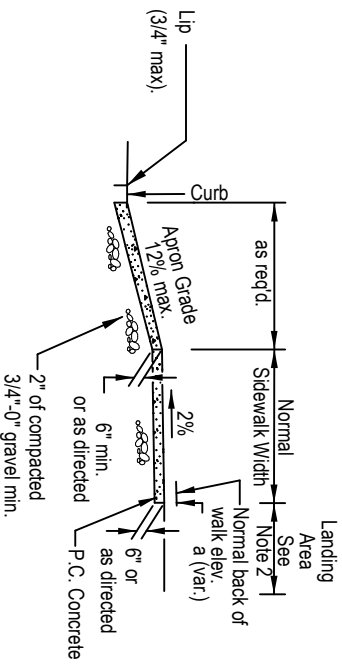
### OPTIONAL LOWERED SIDEWALK



### SECTION A-A



### SECTION B-B



#### GENERAL NOTES:

1. 4' nom. width with slope of 2% is required through driveways.
2. Width of driveway (W) and length of landing area shall be as shown on plans or as directed.
3. Toolled joints are required at all driveway slope break lines.
4. Longitudinal slopes shown are relative to the running slope of the sidewalk.
5. Finish shall be medium broom, with no shine marks.
6. Maximum 6" square wire placed on 3" dome blocks is required in commercial driveways.

NOTE: All material and workmanship shall be in accordance with the current Oregon Standard Specifications	
<b>OREGON STANDARD DRAWINGS</b>	
<b>CITY OF HOOD RIVER</b>	
<b>SETBACK SIDEWALK DRIVEWAYS</b>	
DATE	REVISIONS
12-02	DESCRIPTION
	2002
	City of Hood River Modifications

The selection and use of this Standard Drawing, while designed in accordance with generally accepted engineering principles and practices, is the sole responsibility of the user and should not be used without consulting a Registered Professional Engineer.